



Commission for Real Property Claims of Displaced Persons and Refugees

Komisija za imovinske zahtjeve raseljenih lica i izbjeglica

Комисија за имовинске захтеве расељених лица и избеглица

Komisija za imovinske zahtjeve raseljenih osoba i izbjeglica

Dayton Peace Agreement - Annex 7

Statistical Summary (1996-2003)

December, 2003

Commission for Real Property Claims of Displaced Persons and Refugees

Number of Claim Applications*
(by Regional Office)

Regional Offices	Claim Applications	%
Banja Luka	26568	11.1
Bihac	3683	1.5
Brčko	33222	13.8
Central Regional Office	4461	1.9
Croatia	11465	4.8
Denmark	1388	0.6
Germany	2248	0.9
Lukavica	14906	6.2
Montenegro	3582	1.5
Mostar	16169	6.7
Netherlands	540	0.2
Norway	1524	0.6
Sarajevo	44230	18.4
Serbia	49502	20.6
Sweden	2702	1.1
Trebinje	828	0.3
Tuzla	21217	8.8
Vitez	1998	0.8
Grand Total	240233	100.0

Mobile Teams**	25091	10.44
-----------------------	--------------	--------------

*For definitions of terms used, please see the attached glossary. Regional Offices where Claim Applications were filed by CRPC Claimants.

** CRPC conducted mobile outreach using 37 Mobile teams that operated at different times in BiH, Croatia, Serbia and Montenegro, and Sweden. Claim Applications collected by Mobile Teams are included within the Regional Offices figures listed in the above table.

Commission for Real Property Claims of Displaced Persons and Refugees

Number of Claim Applications

(by Year Received)

Year	Claim Applications	%
1996	3512	1.46
1997	50597	21.06
1998	63961	26.62
1999	70674	29.42
2000	31671	13.18
2001	13250	5.52
2002	6549	2.73
2003*	19	0.01
Grand Total	240233	100.00

For definitions of terms used, please see the attached glossary.

*Claim Applications listed in 2003 are the result of amendments made to previously existing claims. Due to limited resources, claims collection ceased at the end of 2002 so that CRPC could focus resources on decision-making in 2003.

Commission for Real Property Claims of Displaced Persons and Refugees

Number of Claim Applications

(by Regional Office* and Year Received)

Regional Offices	1996		1997		1998		1999		2000		2001		2002		2003		Grand Total
	Num.	% **	Num.	%	Num.	%	Num.	%	Num.	%	Num.	%	Num.	%	Num.	%	
Banja Luka	0	0.00	0	0.00	10018	4.17	11534	4.80	4113	1.71	559	0.23	344	0.14	0	0.00	26568
Bihac	0	0.00	0	0.00	0	0.00	1482	0.62	1706	0.71	463	0.19	32	0.01	0	0.00	3683
Brčko	0	0.00	11185	4.66	9911	4.13	9167	3.82	2371	0.99	440	0.18	148	0.06	0	0.00	33222
Central Regional Office	0	0.00	0	0.00	432	0.18	1897	0.79	1275	0.53	517	0.22	321	0.13	19	0.01	4461
Denmark	0	0.00	0	0.00	385	0.16	969	0.40	34	0.01	0	0.00	0	0.00	0	0.00	1388
Germany	0	0.00	109	0.05	1413	0.59	725	0.30	0	0.00	1	0.00	0	0.00	0	0.00	2248
Hrvatska	0	0.00	0	0.00	0	0.00	4360	1.81	3403	1.42	2252	0.94	1450	0.60	0	0.00	11465
Lukavica	1143	0.48	9936	4.14	2723	1.13	860	0.36	244	0.10	0	0.00	0	0.00	0	0.00	14906
Montenegro	0	0.00	3171	1.32	291	0.12	114	0.05	6	0.00	0	0.00	0	0.00	0	0.00	3582
Mostar	600	0.25	8979	3.74	4393	1.83	1476	0.61	566	0.24	91	0.04	64	0.03	0	0.00	16169
Netherlands	0	0.00	0	0.00	0	0.00	489	0.20	51	0.02	0	0.00	0	0.00	0	0.00	540
Norway	0	0.00	0	0.00	1322	0.55	202	0.08	0	0.00	0	0.00	0	0.00	0	0.00	1524
Sarajevo	1769	0.74	17217	7.17	14710	6.12	6490	2.70	2262	0.94	1076	0.45	706	0.29	0	0.00	44230
Serbia	0	0.00	0	0.00	6681	2.78	19155	7.97	12870	5.36	7504	3.12	3292	1.37	0	0.00	49502
Sweden	0	0.00	0	0.00	994	0.41	1708	0.71	0	0.00	0	0.00	0	0.00	0	0.00	2702
Trebinje	0	0.00	0	0.00	0	0.00	828	0.34	0	0.00	0	0.00	0	0.00	0	0.00	828
Tuzla	0	0.00	0	0.00	10688	4.45	8114	3.38	1876	0.78	347	0.14	192	0.08	0	0.00	21217
Vitez	0	0.00	0	0.00	0	0.00	1104	0.46	894	0.37	0	0.00	0	0.00	0	0.00	1998
Grand Total	3512	1.46	50597	21.06	63961	26.62	70674	29.42	31671	13.18	13250	5.52	6549	2.73	19	0.01	240233

For definitions of terms used, please see the attached glossary.

*Regional Offices in which Claim Applications were filed by CRPC Claimants. Figures include Claim Applications collected by Mobile Teams associated with each Regional Office.

** Percentages in this table may show as "0.00", either because the amount in question is zero or the amount is too small to register given that the percentages are taken out to a set number of decimal points.

Commission for Real Property Claims of Displaced Persons and Refugees

**Number of Properties* Claimed
(by Regional Office)**

Regional Offices	Properties	%
Banja Luka	38039	11.9
Bihac	4463	1.4
Brčko	44743	14.0
Central Regional Office	406	0.1
Denmark	1929	0.6
Germany	2891	0.9
Hrvatska	14638	4.6
Lukavica	23556	7.4
Mobile Team - BiH	5708	1.8
Montenegro	5004	1.6
Mostar	20874	6.5
Netherlands	657	0.2
Norway	1854	0.6
Sarajevo	53842	16.9
Serbia	65098	20.4
Sweden	3381	1.1
Trebinje	1549	0.5
Tuzla	28492	8.9
Vitez	2096	0.7
Grand Total	319220	100.0

For definitions of terms used, please see the attached glossary.

*The number of "Properties Claimed" is not directly related to "Decisions Confirming Property Rights" due to the fact that a Decision of the Commission is the outcome of the legal evaluation of at least one Property Unit and one Claimant, with a maximum of one Property. Each Property may contain one or more Property Units. For a visual description of these terms, please see the graphs at the back of this Statistical Summary.

Commission for Real Property Claims of Displaced Persons and Refugees

Number of Properties Claimed*

(by Category*)

Category	Properties	%
Apartments	51390	16.10
Residential and residential/business buildings	173340	54.30
Business buildings and premises	2511	0.79
Other business buildings	234	0.07
Garages	4989	1.56
Land	81781	25.62
Barns, stables and other agricultural objects	2929	0.92
Support and other buildings	2046	0.64
Grand Total	319220	100.00

Please see the attached Glossary for a list of types of properties within each category.

*The number of "Properties Claimed" is not directly related to "Decisions Confirming Property Rights" due to the fact that a Decision of the Commission is the outcome of the legal evaluation of at least one Property Unit and one Claimant, with a maximum of one Property. Each Property may contain one or more Property Units. For a visual description of these terms, please see the graphs at the back of this Statistical Summary.

Number of Properties Claimed*

(by Pre-War Municipality**)

Municipality	Properties	%***
Žepče	621	0.19
Žepa	25	0.01
Živinice	752	0.24
Šekovići	278	0.09
Šipovo	718	0.22
Široki Brijeg	64	0.02
Čajniče	1539	0.48
Čapljina	2597	0.81
Čelić	29	0.01
Čelinac	357	0.11
Čitluk	36	0.01
Banja Luka	11364	3.56
Banovići	1154	0.36
Bihać	5239	1.64
Bijeljina	8581	2.69
Bileća	769	0.24
Bosanska Dubica	750	0.23
Bosanska Gradiška	2037	0.64
Bosanska Krupa	5347	1.68
Bosanski Šamac	1244	0.39
Bosanski Brod	3682	1.15
Bosanski Novi	1234	0.39
Bosanski Petrovac	4325	1.35
Bosansko Grahovo	2896	0.91
Brčko	15977	5.01
Bratunac	5587	1.75
Breza	574	0.18
Bužim/Bosanska Krupa	5	0.00
Bugojno	3252	1.02
Busovača	540	0.17
Cazin	522	0.16
Derвента	5013	1.57
Doboj	7084	2.22
Donji Vakuf	4139	1.30
Drvar	6589	2.06
Foča	7027	2.20
Fojnica	136	0.04
Gacko	1304	0.41
Glamoč	7097	2.22
Goražde	4643	1.45
Gornji Vakuf	723	0.23
Gračanica	755	0.24
Gradačac	1464	0.46
Grude	9	0.00
Han Pijesak	913	0.29
Jablanica	416	0.13
Jajce	2900	0.91
Kakanj	2858	0.90
Kalesija	1384	0.43
Kalinovik	578	0.18
Kiseljak	451	0.14
Kladanj	1072	0.34
Ključ	4526	1.42
Konjic	3431	1.07

Municipality	Properties	%***
Kotor Varoš	1342	0.42
Kreševo	27	0.01
Kupres	2074	0.65
Laktaši	643	0.20
Livno	2146	0.67
Ljubinje	137	0.04
Ljubuški	294	0.09
Lopare	963	0.30
Lukavac	4298	1.35
Maglaj	3365	1.05
Modriča	2378	0.74
Mostar	13883	4.35
Mrkonjić Grad	1355	0.42
Neum	311	0.10
Nevesinje	922	0.29
Novi Travnik	1476	0.46
Odžak	932	0.29
Olovo	1194	0.37
Orašje	485	0.15
Posušje	7	0.00
Prijedor	5423	1.70
Prnjavor	1627	0.51
Prozor	389	0.12
Rogatica	6045	1.89
Rudo	2089	0.65
Sanski Most	9500	2.98
Sarajevo-Centar	4448	1.39
Sarajevo-Hadžići	2174	0.68
Sarajevo-Ilidža	6529	2.05
Sarajevo-Ilijaš	3845	1.20
Sarajevo-Novigrad	9924	3.11
Sarajevo-Novo Sarajevo	8177	2.56
Sarajevo-Pale	2961	0.93
Sarajevo-Stari Grad	1233	0.39
Sarajevo-Trnovo	2908	0.91
Sarajevo-Vogošća	2418	0.76
Skender Vakuf	337	0.11
Sokolac	1934	0.61
Srbac	175	0.05
Srebrenica	7552	2.37
Srebrenik	1655	0.52
Stolac	1865	0.58
Tešanj	315	0.10
Teočak/Ugljevik	860	0.27
Teslić	2043	0.64
Tomislavgrad	893	0.28
Travnik	2793	0.87
Trebinje	3771	1.18
Tuzla	4926	1.54
Vareš	1961	0.61
Velika Kladuša	1128	0.35
Višegrad	5528	1.73
Visoko	2343	0.73
Vitez	792	0.25
Vlasenica	5116	1.60
Zavidovići	4248	1.33
Zenica	4601	1.44
Zvornik	9855	3.09
Grand Total	319220	100.00

*The number of "Properties Claimed" is not directly related to "Decisions Confirming Property Rights" due to the fact that a Decision of the Commission is the outcome of the legal evaluation of at least one Property Unit and one Claimant, with a maximum of one Property. Each Property may contain one or more Property Units. For a visual description of these terms, please see the graphs at the back of this Statistical Summary.

**Pre-war municipality in which the claimed property is located.

***Percentages in this table may show as "0.00", either because the amount in question is zero or the amount is too small to register given that the percentages are taken out to a set number of decimal points.

Commission for Real Property Claims of Displaced Persons and Refugees

Number of Properties Claimed*
(by Pre-War Municipality** and Property Category)

Municipality	Category								Grand Total
	Apartments	Barns, stables and other agricultural objects	Business buildings and premises	Garages	Land	Other business buildings	Residential and residential/business buildings	Support and other buildings	
Žepče	133	4	6	14	133	1	326	4	621
Žepa	1			1	3		20		25
Živinice	108	8	12	15	160	1	447	1	752
Šekovići	18	2			106		152		278
Šipovo	22	1	1	2	374	1	317		718
Široki Brijeg	1	1			31		31		64
Čajniče	41	19	15	8	339		1114	3	1539
Čapljina	496	16	25	49	817	4	1176	14	2597
Čelić	3		1		7		18		29
Čelinac	12		1		143		200	1	357
Čitluk	1		1		9		25		36
Banja Luka	3802	45	138	149	1805	15	5370	40	11364
Banovići	259	13	14	53	306		504	5	1154
Bihać	910	12	12	42	1919	2	2336	6	5239
Bijeljina	357	36	98	17	2695	9	5262	107	8581
Bileća	72	7	2	2	312		372	2	769
Bosanska Dubica	55		10	4	238	1	441	1	750
Bosanska Gradiška	96	6	19	4	541	3	1362	6	2037
Bosanska Krupa	194	32	17	11	2068	1	3013	11	5347
Bosanski Šamac	96	5	18	12	287	2	821	3	1244
Bosanski Brod	379	3	19	61	593	3	2615	9	3682
Bosanski Novi	102	2	19	10	410	2	688	1	1234
Bosanski Petrovac	164	18	21	36	1767	1	2311	7	4325
Bosansko Grahovo	205	16	7	57	629	2	1976	4	2896
Brčko	1701	50	232	93	1851	9	11870	171	15977
Bratunac	81	62	24	5	1345	2	4058	10	5587
Breza	60	16	3	13	176	1	299	6	574
Bužim/Bosanska Krupa	1				1		3		5
Bugojno	427	39	22	85	943	3	1728	5	3252
Busovača	51	2	3	3	81	2	393	5	540
Cazin	34			4	316		168		522
Derventa	240	21	51	40	1277	2	3370	12	5013
Doboj	1252	29	105	88	1648		3936	26	7084
Donji Vakuf	112	63	8	12	1399	3	2534	8	4139
Drvar	627	28	43	105	2159	9	3603	15	6589
Foča	607	143	56	116	1827	1	4194	83	7027
Fojnica	31	1		6	22	1	74	1	136
Gacko	128	31	8	21	465	1	645	5	1304
Glamoč	242	147	20	77	3321	6	3246	38	7097
Goražde	478	72	25	103	1223	1	2721	20	4643
Gornji Vakuf	60	2	1	6	58		594	2	723
Gračanica	73	14	6	15	252		389	6	755
Gradačac	80	6	5	6	402		962	3	1464
Grude	3				4		2		9
Han Pijesak	42	13	4	4	225		619	6	913
Jablanica	110	2	3	18	44		239		416
Jajce	596	55	17	87	585	5	1543	12	2900

Municipality	Category								Grand Total
	Apartments	Barns, stables and other agricultural objects	Business buildings and premises	Garages	Land	Other business buildings	Residential and residential/business buildings	Support and other buildings	
Kakanj	195	39	5	22	775	1	1812	9	2858
Kalesija	27	11	4	16	485	3	831	7	1384
Kalinovik	26	15	1	6	154		374	2	578
Kiseljak	19	2		5	82		335	8	451
Kladanj	42	6	4	12	293		710	5	1072
Ključ	365	25	24	31	1418	4	2645	14	4526
Konjic	390	85	17	38	782	6	2088	25	3431
Kotor Varoš	35	23	14	2	379		887	2	1342
Kreševo	6	1			7		13		27
Kupres	108	13	3	32	852	1	1064	1	2074
Laktaši	10	3	6		220	2	397	5	643
Livno	181	18	1	11	971	1	962	1	2146
Ljubinje	2				84		50	1	137
Ljubuški	34	3	3	4	80		170		294
Lopare	55	18	3	9	311	1	563	3	963
Lukavac	299	52	19	72	1615	2	2225	14	4298
Maglaj	213	30	12	19	1380		1705	6	3365
Modriča	167	4	29	18	612		1542	6	2378
Mostar	5930	111	240	464	2418	19	4643	58	13883
Mrkonjić Grad	42	16	5	7	504		777	4	1355
Neum	63	2	1	1	41	2	200	1	311
Nevesinje	25	7	1	7	384		494	4	922
Novi Travnik	493	7	19	120	241	1	590	5	1476
Odžak	38	3	6	5	284		595	1	932
Olovo	74	15	9	17	385	1	680	13	1194
Orašje	41	4	7	4	106	1	321	1	485
Posušje	2				2		3		7
Prijedor	485	7	54	90	1266	2	3508	11	5423
Prnjavor	71	3	10	3	570	1	961	8	1627
Prozor	47	3	4	3	87		244	1	389
Rogatica	264	64	32	20	1634	3	3982	46	6045
Rudo	79	33	6	11	611		1337	12	2089
Sanski Most	437	44	45	155	3299	10	5481	29	9500
Sarajevo-Centar	3130	26	45	279	241	1	675	51	4448
Sarajevo-Hadžići	252	39	22	79	628	3	1119	32	2174
Sarajevo-Ilidža	1694	76	79	468	1210	7	2798	197	6529
Sarajevo-Ilijaš	259	43	35	80	1180	3	2192	53	3845
Sarajevo-Noví Grad	6455	46	113	321	748	17	2062	162	9924
Sarajevo-Novo Sarajevo	5447	13	70	393	287	8	1787	172	8177
Sarajevo-Pale	164	16	8	17	526		2185	45	2961
Sarajevo-Stari Grad	410	16	15	34	252	3	471	32	1233
Sarajevo-Trnovo	44	119	6	8	1062	1	1597	71	2908
Sarajevo-Vogošća	635	48	17	95	476	2	1095	50	2418
Skender Vakuf	18	2			84		232	1	337
Sokolac	51	20	4	8	605	1	1231	14	1934
Srbac	7				108		60		175
Srebrenica	254	78	28	9	1850		5321	12	7552
Srebrenik	40	19	6	9	499	1	1072	9	1655
Stolac	277	10	19	21	656	3	866	13	1865
Tešanj	36	1		4	105		168	1	315
Teočak/Ugljevik	43	4	4	4	317		486	2	860
Teslić	179	15	19	27	395		1405	3	2043
Tomislavgrad	34	10		6	663		179	1	893
Travnik	373	48	13	63	830	3	1459	4	2793
Trebinje	461	90	41	34	1293	10	1825	17	3771
Tuzla	2094	35	45	98	691	3	1949	11	4926
Vareš	205	62	12	33	605	4	1031	9	1961

Municipality	Category								Grand Total
	Apartments	Barns, stables and other agricultural objects	Business buildings and premises	Garages	Land	Other business buildings	Residential and residential/business buildings	Support and other buildings	
Velika Kladuša	120	2		7	528		471		1128
Višegrad	292	59	65	44	1538	2	3498	30	5528
Visoko	140	44	9	30	681		1418	21	2343
Vitez	243	1	12	21	99		414	2	792
Vlasenica	255	82	23	12	1380	1	3339	24	5116
Zavidovići	304	49	11	20	1490	1	2360	13	4248
Zenica	2121	25	21	82	742	1	1605	4	4601
Zvornik	525	122	93	25	2364	4	6694	28	9855
Grand Total	51390	2929	2511	4989	81781	234	173340	2046	319220

*The number of "Properties Claimed" is not directly related to "Decisions Confirming Property Rights" due to the fact that a Decision of the Commission is the outcome of the legal evaluation of at least one Property Unit and one Claimant, with a maximum of one Property. Each Property may contain one or more Property Units. For a visual description of these terms, please see the graphs at the back of this Statistical Summary.

**Pre-war municipality in which the claimed property is located.

Commission for Real Property Claims of Displaced Persons and Refugees

Number of Claimants*

(by Regional Office and Year)**

Regional Offices	1996	1997	1998	1999	2000	2001	2002	2003***	Total
Banja Luka	0	0	17024	17638	6058	981	539	0	42240
Bihac	0	0	0	1907	2056	551	35	0	4549
Brčko	0	15254	15183	14792	3358	957	245	0	49789
Central Regional Office	0	0	791	2968	1558	717	660	68	6762
Croatia	0	0	0	5763	4546	2966	1950	19	15244
Denmark	0	0	669	1419	110	0	0	0	2198
Germany	0	233	1931	952	6	1		0	3123
Lukavica	1812	18074	5189	1351	375	0	0	0	26801
Montenegro	0	4698	468	142	8	0	0	0	5316
Mostar	879	13103	6241	1753	778	134	87	0	22975
Netherlands	0	0	0	659	73	0	0	0	732
Norway	0	0	1749	227	0	0	0	0	1976
Sarajevo	2514	26737	22613	10100	3428	1808	1290	0	68490
Serbia	0	0	12219	27526	19228	9082	4216	167	72438
Sweden	0	0	1436	2244	0	0	0	0	3680
Trebinje	0	0	0	1729	0	0	0	0	1729
Tuzla	0	0	16332	10702	2316	471	247	0	30068
Vitez	0	0	0	1195	941	0	0	0	2136
Grand Total	5205	78099	101845	103067	44839	17668	9269	254	360246

*Claims are typically filed by one Claimant and for only one real property, however it is not uncommon for several people to claim together for confirmation of their jointly held rights to a single real property, or to several real properties. Since it is logical to assume that the head of a household, for example, will register all claims for that household with CRPC, a CRPC Claim may be said to represent approximately 3.5 people (the size of an average household in Bosnia and Herzegovina).

**Regional Office or associated mobile teams where Claimant filed Claim Application; year in which Claim filed.

*** Claimants recorded in 2003 are the result of amendments made to previously-existing claims. Due to limited funding, claims collection ceased at the end of 2002, so that CRPC could focus resources on decision making in 2003.

Commission for Real Property Claims of Displaced Persons and Refugees

Number of Decisions*

Type of decision	Decisions
Confirming Property Rights**	311757
Ownership	17476
Co-Ownership	17287
Joint-Ownership	46
Lawful Possession	154748
Lawful Co-Possession	49601
Mixed Rights	29507
Occupancy Right	42687
Possession of Apartment	405
Reconsideration Decisions	1926
Decisions Issued	1926
Rejections as Inadmissible	482
Not Filed in Due Time	79
Other	403
Grand Total	314165

For definitions of terms used, please see the attached glossary.

*The Commission may adopt, reject as inadmissible or refuse a Claim. CRPC issued Decisions adopting a claim, which means confirming a property right; or rejecting as inadmissible a Claim. CRPC did not issue any Decisions refusing a Claim. After examining a request for reconsideration, the Commission issued a reconsideration decision either refusing to admit the request as being inadmissible, rejecting the request as being unfounded, or accepting the request, revoking its previous Decision and issuing a new Decision.

**The number of "Decisions Confirming Property Rights" is not directly related to "Properties Claimed" due to the fact that a Decision of the Commission is the outcome of the legal evaluation of at least one Property Unit and one Claimant, with a maximum of one Property. Each Property may contain one or more Property Units. For a visual description of these terms, please see the graphs at the back of this Statistical Summary.

Commission for Real Property Claims of Displaced Persons and Refugees

**Number of Decisions Confirming
Property Rights***

(by Pre-War Municipality)**

Pre-War Municipality	Decisions	%***
Žepče	589	0.19
Žepa	24	0.01
Živinice	659	0.21
Šekovići	109	0.03
Šipovo	285	0.09
Široki Brijeg	54	0.02
Čajniče	1753	0.56
Čapljina	2426	0.78
Čelić	23	0.01
Čelinac	266	0.09
Čitluk	34	0.01
Banja Luka	10946	3.51
Banovići	1187	0.38
Bihać	4674	1.50
Bijeljina	8081	2.59
Bileća	768	0.25
Bosanska Dubica	585	0.19
Bosanska Gradiška	2013	0.65
Bosanska Krupa	4747	1.52
Bosanski Šamac	1047	0.34
Bosanski Brod	3305	1.06
Bosanski Novi	908	0.29
Bosanski Petrovac	3781	1.21
Bosansko Grahovo	2627	0.84
Brčko	17889	5.74
Bratunac	6168	1.98
Breza	528	0.17
Bužim/Bosanska Krupa	3	0.00
Bugojno	3073	0.99
Busovača	511	0.16
Cazin	316	0.10
Derventa	4629	1.48
Doboj	6826	2.19
Donji Vakuf	4080	1.31
Drvar	6584	2.11
Foča	8026	2.57
Fojnica	85	0.03
Gacko	1105	0.35
Glamoč	6705	2.15
Goražde	4724	1.52
Gornji Vakuf	692	0.22
Gračanica	723	0.23
Gradačac	1425	0.46
Grude	4	0.00
Han Pijesak	966	0.31

Pre-War Municipality	Decisions	%***
Jablanica	414	0.13
Jajce	2741	0.88
Kakanj	2618	0.84
Kalesija	1227	0.39
Kalinovik	630	0.20
Kiseljak	456	0.15
Kladanj	1128	0.36
Ključ	4559	1.46
Konjic	3172	1.02
Kotor Varoš	1215	0.39
Kreševo	27	0.01
Kupres	1750	0.56
Laktaši	566	0.18
Livno	2183	0.70
Ljubinje	59	0.02
Ljubuški	293	0.09
Lopare	952	0.31
Lukavac	4160	1.33
Maglaj	3393	1.09
Modriča	2256	0.72
Mostar	13285	4.26
Mrkonjić Grad	1154	0.37
Neum	311	0.10
Nevesinje	827	0.27
Novi Travnik	1304	0.42
Odžak	906	0.29
Olovo	1111	0.36
Orašje	508	0.16
Posušje	1	0.00
Prijedor	5057	1.62
Prnjavor	1390	0.45
Prozor	356	0.11
Rogatica	7449	2.39
Rudo	2601	0.83
Sanski Most	9243	2.96
Sarajevo-Centar	3773	1.21
Sarajevo-Hadžići	2061	0.66
Sarajevo-Ilidža	5663	1.82
Sarajevo-Ilijaš	3860	1.24
Sarajevo-Noví Grad	9020	2.89
Sarajevo-Novo Sarajevo	7162	2.30
Sarajevo-Pale	3256	1.04
Sarajevo-Stari Grad	1170	0.38
Sarajevo-Trnovo	3120	1.00
Sarajevo-Vogošća	2416	0.77
Skender Vakuf	207	0.07
Sokolac	2418	0.78
Srbac	115	0.04
Srebrenica	8668	2.78
Srebrenik	1606	0.52
Stolac	1782	0.57
Tešanj	282	0.09
Teočak/Ugljevik	782	0.25
Teslić	1926	0.62
Tomislavgrad	840	0.27

Pre-War Municipality	Decisions	%***
Travnik	2624	0.84
Trebinje	4296	1.38
Tuzla	4416	1.42
Vareš	1865	0.60
Velika Kladuša	937	0.30
Višegrad	6772	2.17
Visoko	2294	0.74
Vitez	734	0.24
Vlasenica	4861	1.56
Zavidovići	4241	1.36
Zenica	4221	1.35
Zvornik	9114	2.92
Grand Total	311757	100.00

For definitions of terms used, please see the attached glossary.

*The number of "Decisions Confirming Property Rights" is not directly related to "Properties Claimed" due to the fact that a Decision of the Commission is the outcome of the legal evaluation of at least one Property Unit and one Claimant, with a maximum of one Property. Each Property may contain one or more Property Units. For a visual description of these terms, please see the graphs at the back of this Statistical Summary.

**Pre-war municipality in which the claimed property is located.

***Percentages in this table may show as "0.00", either because the amount in question is zero or the amount is too small to register given that the percentages are taken out to a set number of decimal points.

Commission for Real Property Claims of Displaced Persons and Refugees

Number of Decisions Confirming Property Rights*

(by Pre-War Municipality and Type of Right)**

Pre-war Municipality	Type of Right								Grand Total
	Ownership	Co-Ownership	Joint-Ownership	Lawful Possession	Lawful Co-Possession	Mixed Rights	Occupancy Right	Possesion of Apts	
Žepče	8			380	67	12	122		589
Žepa	6			13	3	1	1		24
Živinice	16	5		407	79	66	83	3	659
Šekovići	2	8		84	2	1	12		109
Šipovo		16		205	40	10	12	2	285
Široki Brijeg		9		20	17	8			54
Čajniče	6	21		1034	476	180	34	2	1753
Čapljina	47	432		916	373	267	387	4	2426
Čelić		3		18			2		23
Čelinac	8	2		184	39	24	9		266
Čitluk	1	3		14	8	7	1		34
Banja Luka	580	347	8	3838	1234	1616	3308	15	10946
Banovići	313	79		443	24	100	227	1	1187
Bihac	115	413		2293	700	433	706	14	4674
Bijeljina	1636	640		3244	684	1577	297	3	8081
Bileća	35	263		162	191	60	55	2	768
Bosanska Dubica	35	39		270	118	80	43		585
Bosanska Gradiška	22	7		1376	449	69	90		2013
Bosanska Krupa	193	109		2838	1228	215	161	3	4747
Bosanski Šamac	2	36		736	88	101	84		1047
Bosanski Brod	160	57		2172	343	243	330		3305
Bosanski Novi	72	81		357	137	192	68	1	908
Bosanski Petrovac	55	24		2235	1205	116	146		3781
Bosansko Grahovo	3	1		1848	564	26	184	1	2627
Brčko	629	475		11427	2825	1032	1481	20	17889
Bratunac	18	75		4615	749	638	73		6168
Breza	37	31		274	70	65	51		528
Bužim/Bosanska Krupa		1			1			1	3
Bugojno	73	152		1372	765	356	353	2	3073
Busovača	5			394	41	26	45		511
Cazin	11	82		132	31	35	25		316
Derventa	248	63		3395	518	226	179		4629
Doboj	540	146		3416	958	656	1107	3	6826
Donji Vakuf	111	212		2100	1150	414	90	3	4080
Drvar	36	12		3310	2561	118	544	3	6584
Foča	21	28		3956	2191	1301	523	6	8026
Fojnica	19	15		8	2	15	26		85
Gacko	19	379		460	59	92	91	5	1105
Glamoč	73	73		3251	2624	514	168	2	6705
Goražde	18	33		1996	1817	452	405	3	4724
Gomji Vakuf	69	69		283	45	181	44	1	692
Gračanica	18	36		373	172	66	57	1	723
Gradačac	24	23		1088	137	84	66	3	1425
Grude				1			3		4
Han Pijesak	6	24		725	124	53	31	3	966

Pre-war Municipality	Type of Right								Grand Total
	Ownership	Co-Ownership	Joint-Ownership	Lawful Possession	Lawful Co-Possession	Mixed Rights	Occupancy Right	Possesion of Apts	
Jablanica	2	3		271	6	24	107	1	414
Jajce	53	190		1534	302	146	513	3	2741
Kakanj	80	151		1494	443	286	162	2	2618
Kalesija	11	19		897	164	113	23		1227
Kalinovik	1			334	244	30	21		630
Kiseľjak	109	40		141	24	131	11		456
Kladanj	73	35		806	124	57	33		1128
Kljuć	334	90		2389	1186	249	310	1	4559
Konjic	814	353		1056	279	326	342	2	3172
Kotor Varoš	5	8		798	224	147	32	1	1215
Kreševno	3	1		14	2	3	4		27
Kupres	84	81		1275	159	66	85		1750
Laktaši	39	24		396	57	41	9		566
Livno	90	978		605	125	222	160	3	2183
Ljubinje				43	12	2	2		59
Ljubuški	22	47		137	27	32	27	1	293
Lopare	38	40	1	733	54	33	52	1	952
Lukavac	108	106		2345	902	434	258	7	4160
Maglaj	157	101		1627	991	333	183	1	3393
Modrića	26	21		1579	351	133	146		2256
Mostar	965	1951		2721	912	1613	5080	43	13285
Mrkonjić Grad	84	108	2	620	230	75	35		1154
Neum		14		117	68	90	18	4	311
Nevesinje	12	206		394	81	115	19		827
Novi Travnik		9		642	168	48	436	1	1304
Odžak	4	14		704	115	37	30	2	906
Olovo	170	93		618	80	87	62	1	1111
Orašje	13	34		313	70	40	38		508
Posušje				1					1
Prijedor	63	104		3266	758	455	408	3	5057
Prnjavor	90	40		1006	75	115	64		1390
Prozor	2			289	16	14	34	1	356
Rogatica	1914	571	14	2606	1142	983	218	1	7449
Rudo	14	208		1995	191	128	63	2	2601
Sanski Most	467	151	12	5037	2796	422	357	1	9243
Sarajevo-Centar	92	107		667	276	209	2395	27	3773
Sarajevo-Hadžići	864	378		216	57	380	163	3	2061
Sarajevo-Ilidža	497	457		2038	744	647	1236	44	5663
Sarajevo-Ilijaš	299	313		1940	584	514	200	10	3860
Sarajevo-Novı Grad	162	256		1802	725	405	5653	17	9020
Sarajevo-Novo Sarajevo	133	135		1529	536	551	4256	22	7162
Sarajevo-Pale	447	259		1437	371	633	109		3256
Sarajevo-Stari Grad	67	122		390	152	137	296	6	1170
Sarajevo-Trnovo	919	608		650	331	582	29	1	3120
Sarajevo-Vogošća	234	173		797	289	342	579	2	2416
Skender Vakuf		3	5	175	7	2	12	3	207
Sokolac	449	167		1418	183	163	36	2	2418
Srbac	2	6		68	24	9	6		115
Srebrenica	26	202		7617	303	313	203	4	8668
Srebrenik	68	23		1124	234	123	33	1	1606
Stolac	36	480		523	184	319	240		1782
Tešanj	4	5		176	47	17	33		282
Teočak/Ugljevik	3	26		591	65	56	41		782
Teslić	78	55	4	1405	126	104	153	1	1926
Tomislavgrad	13	362		88	245	98	33	1	840
Travnik	19	84		1496	537	194	290	4	2624

Pre-war Municipality	Type of Right								Grand Total
	Ownership	Co-Ownership	Joint-Ownership	Lawful Possession	Lawful Co-Possession	Mixed Rights	Occupancy Right	Possesion of Apts	
Trebinje	276	1177		1239	625	598	376	5	4296
Tuzla	216	131		1846	313	195	1697	18	4416
Vareš	80	226		948	267	167	175	2	1865
Velika Kladuša	2	15		571	214	40	86	9	937
Višegrad	42	465		4129	938	958	237	3	6772
Visoko	971	421		163	98	537	100	4	2294
Vitez	6	1		412	79	25	210	1	734
Vlasenica	32	134		2872	765	881	175	2	4861
Zavidovići	39	16		2701	976	251	253	5	4241
Zenica	237	95		1309	369	307	1889	15	4221
Zvornik	26	70		5945	1650	992	427	4	9114
Grand Total	17476	17287	46	154748	49601	29507	42687	405	311757

For definitions of terms used, please see the attached glossary.

*The number of "Decisions Confirming Property Rights" is not directly related to "Properties Claimed" due to the fact that a Decision of the Commission is the outcome of the legal evaluation of at least one Property Unit and one Claimant, with a maximum of one Property. Each Property may contain one or more Property Units. For a visual description of these terms, please see the graphs at the back of this Statistical Summary.

**Pre-war municipality in which the claimed property is located.

Commission for Real Property Claims of Displaced Persons and Refugees

Number of Decisions Confirming Property Rights*

(by Type of Right And Year Decisions Adopted)

Type of Right	1997	1998	1999	2000	2001	2002	2003	Grand Total
Ownership	43	1047	956	2419	4463	3973	4386	17287
Co-Ownership					8	20	18	46
Joint-Ownership	216	4878	6526	8836	9763	8737	10645	49601
Lawful Possession	415	15085	23055	29856	25872	22886	37579	154748
Lawful Co-Possession	24	2656	4002	6094	5433	4209	7089	29507
Mixed Rights		3418	8436	12233	9624	7544	1432	42687
Occupancy Right	8	998	956	3123	3700	3819	4872	17476
Possession of Apartment						109	296	405
Grand Total	706	28082	43931	62561	58863	51297	66317	311757

For definitions of terms used, please see the attached glossary.

*The number of "Decisions Confirming Property Rights" is not directly related to "Properties Claimed" due to the fact that a Decision of the Commission is the outcome of the legal evaluation of at least one Property Unit and one Claimant, with a maximum of one Property. Each Property may contain one or more Property Units. For a visual description of these terms, please see the graphs at the back of this Statistical Summary.

Commission for Real Property Claims of Displaced Persons and Refugees

Number of Certificates*

Distribution	Total	%
Delivered	232268	74.60
Undelivered	79084	25.40
Grand Total	311352	100.00

Status of Undelivered Certificates	Total	%
Claimant's Address Unknown**	33725	42.64
Claimant Doesn't Want Certificate***	106	0.13
Notified****	40892	51.71
Property sold	78	0.10
Reconsideration*****	20	0.03
Other - Not to be Delivered*****	4263	5.39
Grand Total	79084	100.00

*The total number of Certificates is less than the total number of Decisions Confirming Property Rights because it does not include the 405 Decisions issued for Possession of Apartment, since this category of Decision was issued on plain paper instead of certificate paper.

**Claimant's Address Unknown: where an attempt was made to contact claimant for delivery but CRPC received notice that the claimant was no longer at his or her address in our records.

***Claimant Doesn't Want Certificate: where an attempt was made to contact claimant for delivery and CRPC received notice from the claimant that he or she was not interested in collecting the certificate.

****Notified: where an attempt was made to contact claimant for delivery, and CRPC did not receive notice that the claimant was no longer at his or her address in our records; but nevertheless, the claimant did not collect the certificate.

*****Reconsideration: certificates returned to CRPC as a result of a Reconsideration decision.

***** Other - Not to Be Delivered: Contains the categories of Duplicate Certificate, Correction, Claimant deceased and Issued Verified copies; all situations where other certificates or certified copies have replaced these certificates and these are therefore not to be delivered.

Commission for Real Property Claims of Displaced Persons and Refugees

Number of Transferred Undecided Properties

(by Post-War Municipality*)

Post-War Municipality	Properties Transferred
Žepče	2
Živinice	7
Šamac (Bosanski Šamac)	3
Šekovići	3
Šipovo	1
Čajniče	1
Čapljina	50
Čelić/Lopare	2
Banja Luka	59
Banovići	8
Bihac	82
Bijeljina	8
Bileća	8
Bosanska Krupa	5
Bosanski Petrovac	6
Bosansko Grahovo	5
Brčko	30
Bratunac	1
Breza	2
Bugojno	3
Busovača	2
Cazin	3
Derventa	11
Doboj	13
Donji Vakuf	3
Drvar	48
Foča (Ustikolina)/Foča	11
Gacko	4
Glamoč	31
Goražde**	22
Gornji Vakuf	3
Gračanica	4
Gradačac	5
Gradiška (Bosanska Gradiška)	1
Han Pijesak	2
Jablanica	2
Jajce	13
Kakanj	3
Kiseljak	6
Kladanj	3
Ključ	15
Kneževo (Skender Vakuf)	2
Konjic	18
Kozarska Dubica (Bosanska Dubica)	1
Kupres	16
Livno	4
Lukavac	2
Maglaj	5
Modriča	5

Post-War Municipality	Properties Transferred
Mostar***	156
Mrkonjić Grad	2
Neum	6
Nevesinje	3
Novi Grad (Bosanski Novi)	10
Novi Travnik	11
Odžak	1
Olovo	2
Pale (Prača)/Sarajevo-Pale	1
Prijedor	6
Prnjavor	4
Prozor	2
Rogatica	8
Rudo	4
Sanski Most****	13
Sarajevo-Centar	65
Sarajevo-Hadžići	11
Sarajevo-Ilidža	38
Sarajevo-Ilijaš	9
Sarajevo-Novigrad	79
Sarajevo-Novo Sarajevo	99
Sarajevo-Stari Grad	19
Sarajevo-Vogošća	3
Sokolac	5
Srebrenica	16
Srebrenik	1
Srpski Brod (Bosanski Brod)	12
Stolac	9
Tešanj	1
Teočak/Ugljevik	1
Teslić	3
Travnik	21
Trebinje	20
Trnovo	1
Tuzla	43
Vareš	5
Velika Kladuša	12
Višegrad	8
Visoko	8
Vitez	8
Vlasenica	23
Zavidovići	13
Zenica	27
Zvornik	6
Grand Total	1339

For definitions of terms used, please see the attached glossary.

*Claims transferred as Claim Extracts with attached copies of evidence; original complete Claims will be filed with BiH Archives along with all other Claims. Municipalities are estimated post-war municipality in which the claimed property is located (with pre-war municipality in parentheses). Entity level or Cantonal level representatives will be asked to distribute as appropriate to those municipalities split by the Inter-Entity Line, since CRPC Claims were filed on the basis of pre-war municipalities.

**18 in the Federation of BiH, 4 in the Republika Srpska.

***Mostar claims consolidated.

****12 in the Federation of BiH, 1 in the Republika Srpska.

Commission for Real Property Claims of Displaced Persons and Refugees

Number of Strike Outs and Undecided Claims Transferred

Strike Outs

Type	Number
Claims Completely Struck Out*	29482
Claims Affected by Strike Out**	78635
Grand Total	108117

Transfer

Type	Number
Undecided Claimed Properties***	1339
Pending/Undecided Recon. Requests ****	568
Grand Total	1907

For definitions of terms used, please see the attached glossary.

* "Claims Completely Struck Out" is the number of Claims in which all Property Units have been struck out.

** "Claims Affected by Strike Out" is the number of Claims within which one or more Property Units have been struck out. Within one Claim, there may be strike outs, decisions as well as transferred properties. Please note that the total number of Property Units struck out is 235 259.

*** "Undecided Claimed Properties" were prepared for transfer and will become municipal housing claims upon receipt by the relevant local bodies.

**** "Pending/Undecided Reconsideration Requests" remaining undecided by CRPC upon expiration of its mandate and to be transferred to the successor Reconsideration body. Statistics as of 10 December 2003. The Commission expects to continue receiving reconsideration requests through the end of December and will forward them to the appropriate successor body, so the figure for "Total Pending/Undecided Reconsideration Requests" is only final and accurate as of this date.

Commission for Real Property Claims of Displaced Persons and Refugees

Property Units Claimed and Resolution

Property Category	Property Units Claimed and Resolution			
	Decided	Struck Out	Transferred	Grand Total
Apartments	45141	5010	1339	51490
Barns, stables and other agricultural objects	187003	19240		206243
Business buildings and premises	1340	4405		5745
Garages	11434	41198		52632
Land	551987	83720		635707
Other business buildings	3489	816		4305
Residential and residential/business buildings	133842	73819		207661
Support and other buildings	65451	7051		72502
Grand Total	999687	235259	1339	1236285

Property Units Struck Out and Reason

Property Category	Number of Property Units Struck Out/Reason					
	Dual	Unresponsive Claimant	Repossession or Reconstruction	Secondary property	Without evidence	Grand Total
Apartments	902	1333	2654	21	101	5010
Barns, stables and other agricultural objects	428	2083	3750	625	12354	19240
Business buildings and premises	254	260	1059		2832	4405
Garages	2183	876	12547	19992	5601	41198
Land	1288	6906	8699	4847	61980	83720
Other business buildings	38	57	178	178	365	816
Residential and residential/business buildings	3323	2435	19490		48571	73819
Support and other buildings	282	711	1758	440	3860	7051
Grand Total	8698	14661	50135	26103	135664	235259

For definitions of terms used, please see the attached glossary.

* The 101 Property Units listed in the "Apartments" row as struck out because they were "Without Evidence" were struck because they are situated within privately-owned buildings or houses.

Commission for Real Property Claims of Displaced Persons and Refugees

Reconsideration Procedure

(Status as of 10.12.2003)

	Number	%
Total Reconsideration Requests Received*	2494	
Total Reconsideration Decisions Issued	1926	77.23
Total Pending/Undecided Reconsideration Requests*	568	22.77

Structure of Reconsideration Decisions Issued

	Number	%
Reconsideration Requests Rejected**	125	6.49
Reconsideration Requests Adopted***	382	19.83
Reconsideration Requests Refused****	1419	73.68
Total	1926	100.00

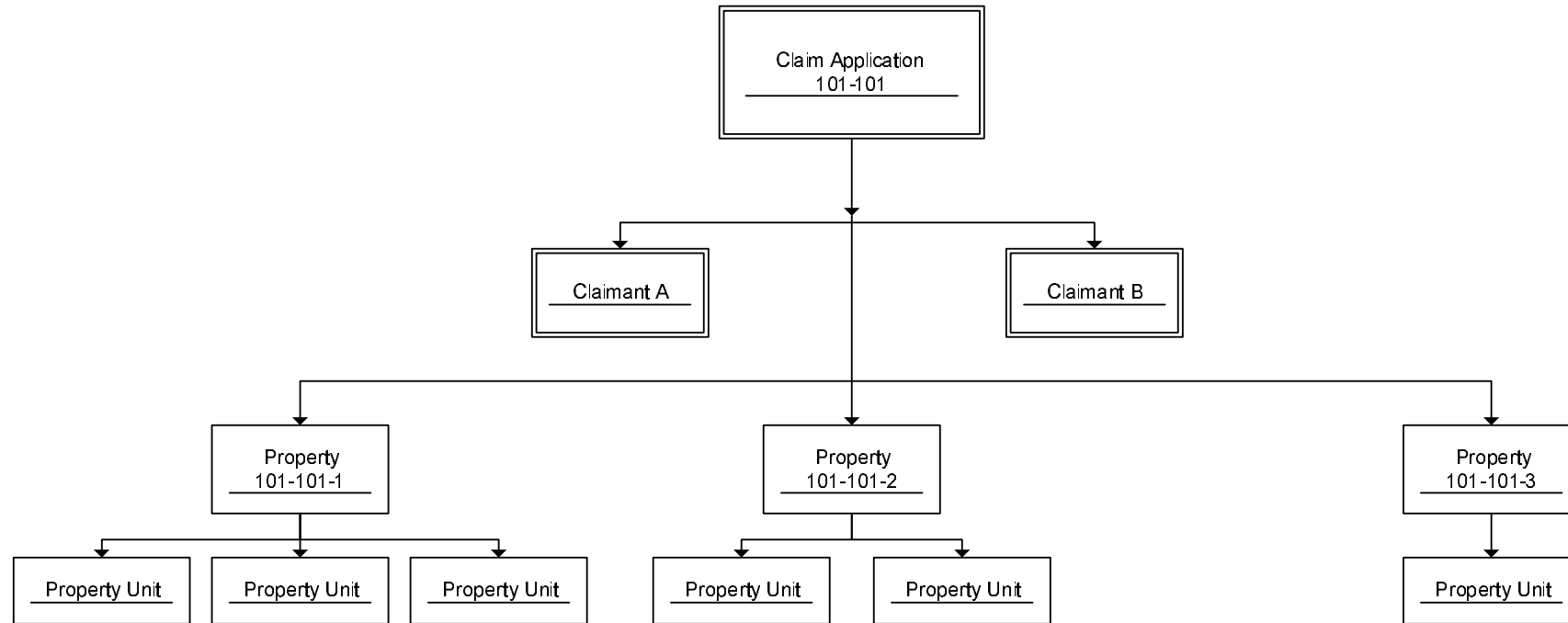
* Statistics as of 10 December 2003. The Commission expects to continue receiving reconsideration requests through the end of December and will forward them to the appropriate successor body, so the figures for "Total Reconsideration Requests Received" and "Total Pending/Undecided Reconsideration Requests" are only final and accurate as of this date. Total Reconsideration Requests Received are 0.80% of Total Decisions Confirming Property Rights issued by the Commission.

** Reconsideration Requests are Rejected when they were not submitted within due time, and when they are inadmissible because they were submitted by the same person who already filed a previous reconsideration request, or they were filed by an unauthorized person.

*** Reconsideration Decisions which are Adopted result in the original 1st instance decision being put out of force. This has occurred in 382 cases (19.83% of Reconsideration Requests Issued; 0.12% of Total Decisions Confirming Property Rights issued by the Commission).

**** Reconsideration Decisions are Refused when there was inadequate evidence presented in the request to warrant a review of the 1st instance decision.

CRPC Claims



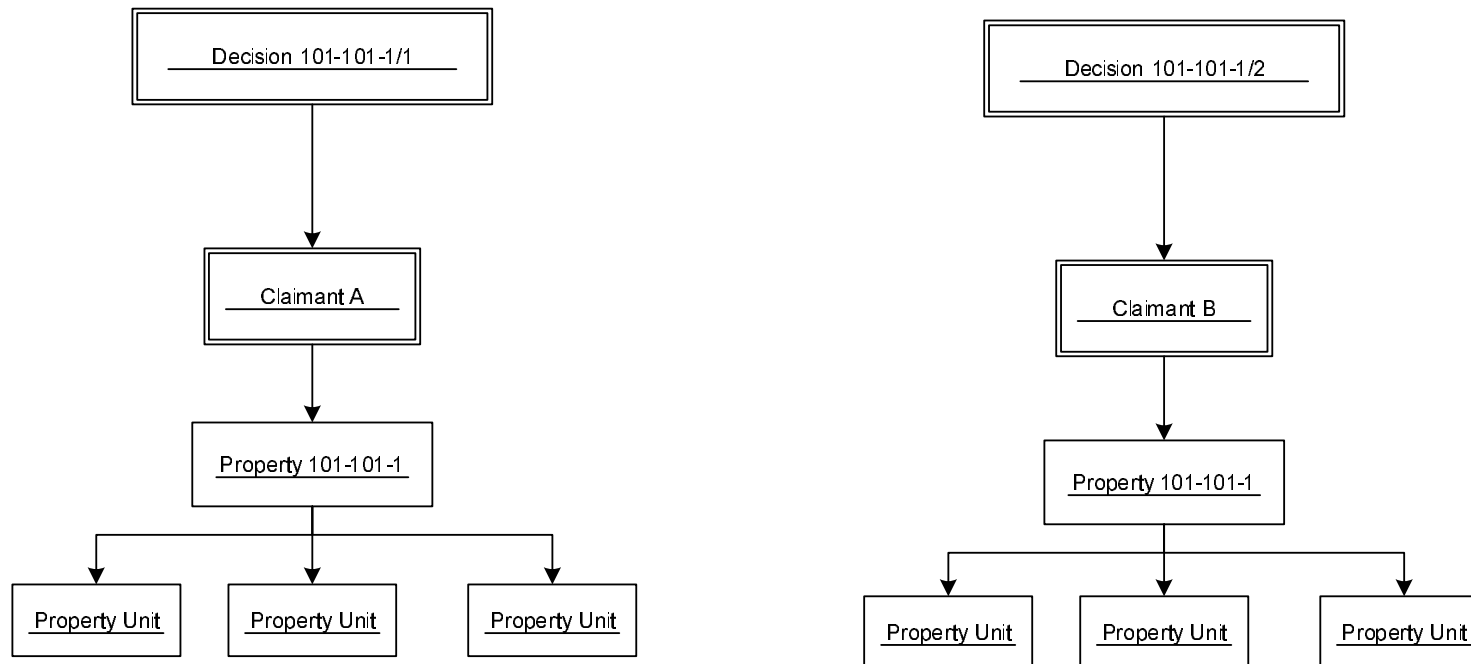
In this example of Claim Application 101-101, there are 2 Claimants and both Claimant A and Claimant B have claimed interests in all three properties listed (perhaps as co-owners due marriage or other family relationship).

Property 101-101-1 is the first property listed in Claim Application Number 101-101 and it contains 3 property units, for example a house, a garage and the land underneath both

Property 101-101-2 is the second property listed in Claim Application Number 101-101 and it contains 2 property units, for example an orchard with a summer kitchen

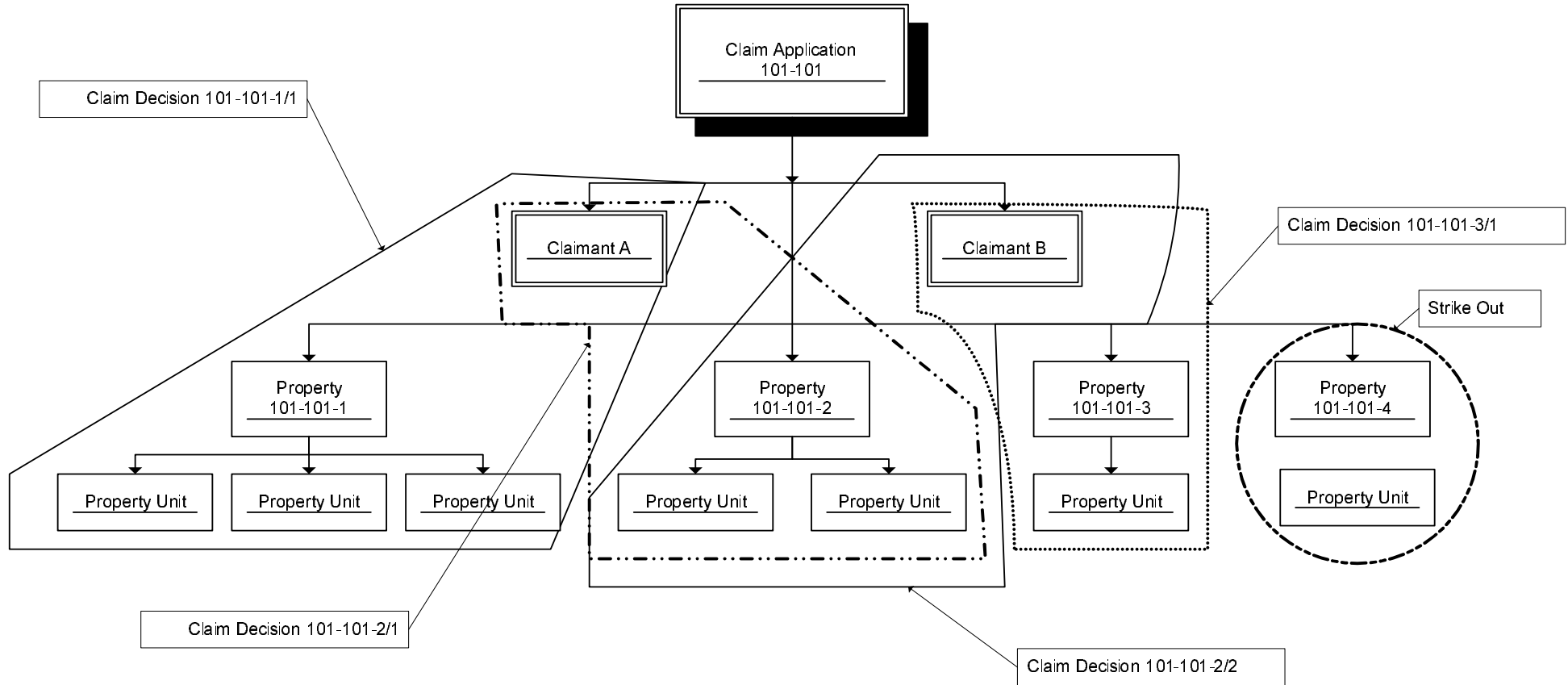
Property 101-101-3 is the third property listed in Claim Application Number 101-101 and it contains 1 property unit, for example an apartment

CRPC Claims Decisions



Continuing the example of Claim Application 101-101, in this graphic, both Claimant A and Claimant B have received a decision confirming rights to Property 101-101-1. So, Decision 101-101-1/1, is the Decision confirming rights for Claimant A to Property 101-101-1 and all 3 Property Units included therein. Decision 101-101-1/2 is the Decision confirming rights for Claimant B to the same Property 101-101-1 and all the Property Units included therein. Each claimant receives a separate Decision.

CRPC Claims



This graphic shows another example of different decisions both Claimant A and Claimant B may receive on the Properties and Property Units claimed in Claim Application 101-101. Decision 101-101-1/1 confirms rights to Property 101-101-1 to Claimant A. Decision 101-101-2/1 confirms rights to Property 101-101-2 to Claimant A. Decision 101-101-2/2 confirms rights to Property 101-101-2 to Claimant B. Decision 101-101-3/1 confirms rights to Property 101-101-3 to Claimant B. As you can see, the Commission has only issued a decision to Claimant B on Property 101-101-3 and not Claimant A; this happens when, for example, there is evidence confirming one claimant's right but not the other's. In addition, it shows that an additional Property could have been claimed but was then Struck Out.

Glossary of CRPC terms

Claim Application:

A CRPC Claim Application Form is the standardized form which the Regional office staff manually fills out, when a person approaches them to submit a property claim. The Claim Application Form contains all data on the person, his/her proxy, the property or properties claimed and the evidence submitted.

A CRPC Claim Application, also referred to as a Claim, is the collection of documents containing information and evidence regarding one or more real properties claimed by one or more persons. (the claim itself is a computer print out of the data from the manually filled out claim form, with the attached personal identification documents and evidence). Claims are typically filed by one person and for only one real property, however it is not uncommon for several people to claim together for confirmation of their jointly held rights to a single real property, or to several real properties. Since it is logical to assume that the head of a household, for example, will register all claims for that household with CRPC, a CRPC claim may be said to represent approximately 3.5 people (the size of an average household in Bosnia and Herzegovina).

“Claim Application” and “Claim” are used interchangeably by CRPC to refer both to the actual form and the substance and content of the claim itself.

Property:

A Property is the coherent ensemble of property units within the same political municipality (for example, a plot of land with a house and a garage built on it).

Property Unit:

A Property Unit is the smallest possible property entity (for example, a plot of land OR the house OR the garage built on it).

Claimant:

A CRPC claimant is a person, who has approached CRPC to request confirmation of his/her property rights as of 01.04.1992 and for whom a Claim form has been filled out. The Claimant (or his proxy) approves the claim form by his signature or fingerprint. A Claimant can either file a Claim for his own property right, or on behalf of a group of claimants (for example heirs) to claim their property together in one claim. In addition, a person with a legal interest can file a claim as a claimant without being the Rightholder. (for example, the widow of a Rightholder).

Rightholder:

A Rightholder is the person with the legal interest in a property. The decision certificate is always in the name of the Rightholder. A Claim may be submitted by a Claimant who is not the Rightholder provided the Claimant meets CRPC’s tests for legal interest.

Decision:

A Decision is the outcome of the legal evaluation of at least one property unit and one Claimant. Although one Decision may also relate to more Property Units, each decision covers a maximum of one property. Each Claimant, even from the same Claim, receives a separate Decision.

Certificate:

A Certificate is the printed Decision on special CRPC certificate paper, containing a watermark, a dry stamp and a serial number. It is the document that the Claimant actually receives from CRPC. CRPC uses “Certificate” and “Decision” interchangeably.

Real Property Categories and Types

1. Residential and Residential – Business Buildings. Types: a) residential; b) residential – business; c) cottages/weekend houses)
2. Support and other buildings. Types: a) summer kitchen; b) work shop; c) warehouse.
3. Apartments.
4. Garages.
5. Business Buildings and Business Premises. Types: a) business building; b) business premise.
6. Support Business and Other Business Buildings. Types: a) storage; b) warehouse; c) support work shop; d) stand; e) other.
7. Barns, Stables and Other Agricultural Objects. Types: a) barn; b) stable; c) produce drying shed; d) silo; e) other.